
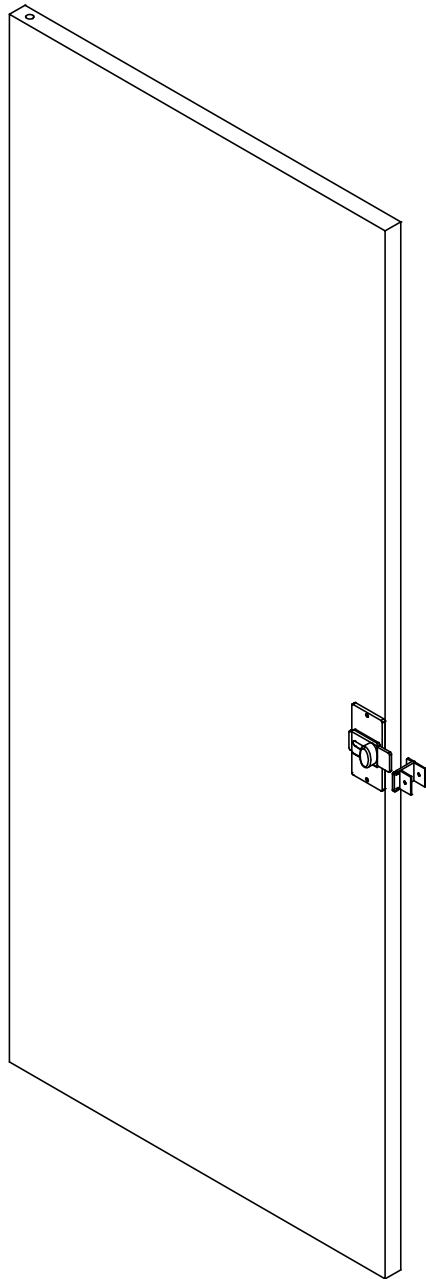
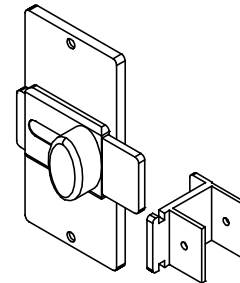


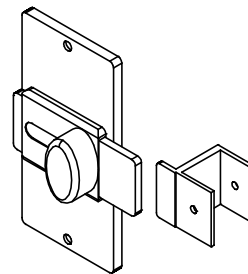
SOLID PLASTIC
COMPARTMENT DOOR AND
LATCH DETAIL
4.14



COMBINATION
COAT HOOK / DOOR
STOP



SLIDE LATCH
WITH LOCK
(INSWING)



SLIDE LATCH
WITH LOCK
(OUTSWING)

HARDWARE FOR THE
FOLLOWING HINGE TYPES:
VAULT
INTEGRAL
CONTINUOUS

REV 12/13